


Your calling card for public sanitary rooms.



 SCHELL

SCHELL.

The specialist for public, semi-public and commercial sanitary rooms.



Attractive design, ultimate hygiene, high userfrequency - just some examples of how contrasting the requirements on urinal and WC flush systems in sanitary rooms may be. Perfectly prepared for everything with SCHELL. After all, our name has been synonymous with intelligent fitting technology "Made in Germany" for over 85 years.

An unrivalled broad product range of appealing solutions for WC and urinals is available for you. This brochure provides you with an overview of all attractive front-facing and control panels for our flush systems in their **original size**. Choose your own individual design solutions that best meet your preference. Combining its products with modern fittings technology, SCHELL

is one of the first manufacturers to make products that have been awarded with the European WELL classification.

We are more than happy to answer questions regarding our urinal and WC flush systems.

Telephone +49 2761 892-0

www.schell.eu

Table of contents

All images are in original size. Colour/material may deviate from original.

WC controls

Infrared (contact-free actuation), battery mode / mains mode

EDITION E MANUAL (also with emergency actuation) / EDITION E

Page 4 - 5

WC control panels

Single flush, manual actuation

EDITION / EDITION ND / AMBITION / AMBITION ND

Page 6 - 8

Dual flush, manual actuation

Page 9 - 11

EDITION ECO / EDITION ECO ND / EDITION ECO 100 EDITION ECO ND 100

AMBITION ECO / AMBITION ECO ND

Urinal controls

Infrared (contact-free actuation), battery mode / mains mode

EDITION E MANUAL, with emergency actuation

Page 12

EDITION E

Page 13

Urinal control panels

Single flush, manual actuation

AMBITION / EDITION

Page 14 - 15

WC control panels for cistern modules MONTUS

CIRCUM / BOARD / TOWER / KONKAV / FIELD / FIELD E (electronic design)

Page 16 - 31

PLACE

Page 32

SHELL *inside*.

Page 33

Controls and control panels
for WC flush valves

Controls and control panels
for urinal flush valves

Control panels for cistern
modules

WC- controls EDITION E MANUAL / EDITION E

Infrared (contact-free actuation), battery operated/mains operated, also with emergency actuation



With the contact-free, infrared controlled EDITION E system for the COMPACT II concealed WC flush valve, SCHELL is offering a particularly hygienic and water-efficient solution that perfectly matches the EDITION urinal series. The flush is triggered by a hand approaching in the proximity area or auto-

matically when leaving the WC (room monitoring).

Good to know: In the model with emergency tripping device, the flush can also be activated manually in the event of a power failure by pressing the push button. The stainless steel front panel is designed for use in public and commercial sanitary rooms.



WC control EDITION E MANUAL 01 015 28 99, brushed stainless steel front panel, eSCHELL design



WC control EDITION E 01 016 28 99, brushed stainless steel front panel, eSCHELL design

WC control panels EDITION / EDITION ND / AMBITION / AMBITION ND

Single flush, manual actuation

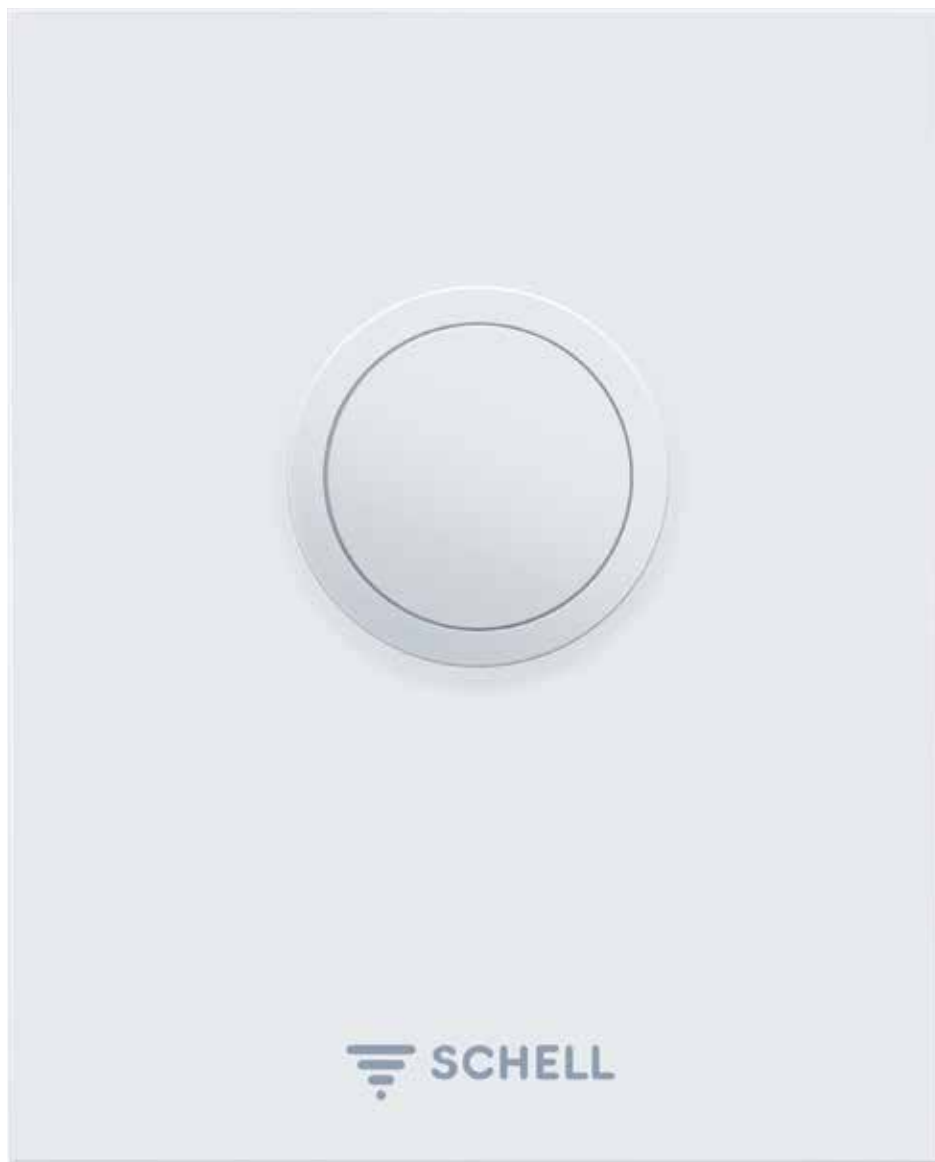


With the two series of WC flush valve, EDITION and AMBITION, SCHELL provides a wide range of variants with differing designs for different areas of application. There is the self-closing EDITION version also for low pressure (EDITION ND).



WC control panel EDITION
WC control panel EDITION ND

02 802 06 99, plastic, chrome
02 815 06 99, plastic, chrome



WC control panel EDITION
WC control panel EDITION ND

02 802 15 99, plastic, alpine white
02 815 15 99, plastic, alpine white



WC control panel EDITION
WC control panel EDITION ND

02 803 28 99, stainless steel, brushed
02 815 28 99, stainless steel, brushed



WC control panel AMBITION
WC control panel AMBITION ND

Delivery time on request
02 818 00 99, glass (toughened safety glass), black
02 820 00 99, glass (toughened safety glass), black

WC control panel AMBITION
WC control panel AMBITION ND

Delivery time on request
02 819 00 99, glass (toughened safety glass), white
02 821 00 99, glass (toughened safety glass), white

WC control panel Editions EDITION ECO / ECO ND / ECO 100 / ECO ND 100 / AMBITION ECO / ECO ND

Dual flush, manual actuation



The WC control panels from the EDITION series for dual flush functionality with the push buttons for economy and main flush allow you to be cost-effective and environmentally friendly when using drinking water. The successful COMPACT II concealed flush system and EDITION design prefab set are also available in a low-pressure version (ND) from 0.8 bar flow pressure. The EDITION ECO 100 is the

perfect solution for when there is only a wall installation depth of min. 100 mm available.



02 825 06 99, plastic, chrome
 02 824 06 99 ECO ND 100,
 Plastic, chrome



WC control panel EDITION ECO
 WC control panel EDITION ECO ND

02 804 06 99, plastic, chrome
 02 814 06 99, plastic, chrome




WC control panel EDITION ECO
WC control panel EDITION ECO ND

02 804 15 99, plastic, chrome
02 814 15 99, plastic, alpine white



WC control panel EDITION ECO
WC control panel EDITION ECO ND

02 805 28 99, stainless steel, brushed
02 814 28 99, stainless steel, brushed



Delivery time on request

WC control panel AMBITION ECO 02 826 00 99, glass (toughened safety glass), black
WC control panel AMBITION ECO ND 02 828 00 99, glass (toughened safety glass), black



Delivery time on request

WC control panel AMBITION ECO 02 827 00 99, glass (toughened safety glass), white
WC control panel AMBITION ECO ND 02 829 00 99, glass (toughened safety glass), white

Urinal controls EDITION E / EDITION E MANUAL

Infrared (contact-free actuation), battery operated/mains operated, also with emergency actuation



You expect much from the hygiene of urinals?

The urinal controls EDITION E are just the right solution for you. The infrared sensor detects the user and releases the preset flush volume as soon as the sensor's detection range has been exited - and all this is non-touch.

EDITION E urinal controls are WELL classified fittings, proof

of the high level of quality and low water consumption.




Urinal control EDITION E MANUAL with emergency actuation, stainless steel, brushed, 01 288 28 99, battery mode/mains mode




Urinal control EDITION E

02 806 06 99, battery operated, plastic, chrome
02 808 06 99, mains operated, plastic, chrome
00 230 06 99, eSCHHELL, plastic, chrome




Urinal control EDITION E
02 806 15 99, battery operated, plastic, alpine white
02 808 15 99, mains operated, plastic, alpine white
00 230 15 99, eSCHELL, plastic, alpine white



Urinal control EDITION E
02 807 28 99, battery operated, stainless steel, brushed
02 809 28 99, mains operated, stainless steel, brushed
00 231 28 99, eSCHELL, stainless steel, brushed

Urinal control panels AMBITION / EDITION

Single flush, manual actuation



Urinal control panel AMBITION
Delivery time on request
02 822 00 99, glass (toughened safety glass), black



Urinal control panel AMBITION
Delivery time on request
02 823 00 99, glass (toughened safety glass), white



Urinal control panel EDITION

02 800 06 99, plastic, chrome



Urinal control panel EDITION

02 801 28 99, stainless steel, brushed

Controls and control panels
for urinal flush valves


WC control panels CIRCUM / BOARD / TOWER / KONKAV / FIELD / LINEAR II / PLACE
for cisterns modules MONTUS, dual flush, manual and electronic actuation



Proof that reliability and sophisticated design do not contradict one another can be found with the MONTUS cistern systems from SCHELL.

We have the perfect solution for you – to suit whatever your wishes are for equipping private and particularly public or commercial sanitary rooms. Whether dual flush, start/stop function or the convenient non-touch

and thus hygienic actuation via infrared sensor. The attractive control panels made of plastic visually enhance the overall impression of public and private sanitary rooms with their three different surfaces. Water-conserving operation is possible thanks to the combination of the SCHELL cistern module with its dual flush function.



WC control panel MONTUS CIRCUM, dual flush

03 119 06 99, plastic (ABS), chrome




WC control panel MONTUS CIRCUM, dual flush

03 119 64 99, plastic (ABS), matt chrome



WC control panel MONTUS CIRCUM, dual flush

03 119 15 99, plastic (ABS), white




WC control panel MONTUS BOARD, dual flush

03 120 06 99, plastic (ABS), chrome




WC control panel MONTUS BOARD, dual flush

03 120 64 99, plastic (ABS), matt chrome




WC control panel MONTUS BOARD, dual flush

03 120 15 99, plastic (ABS), white



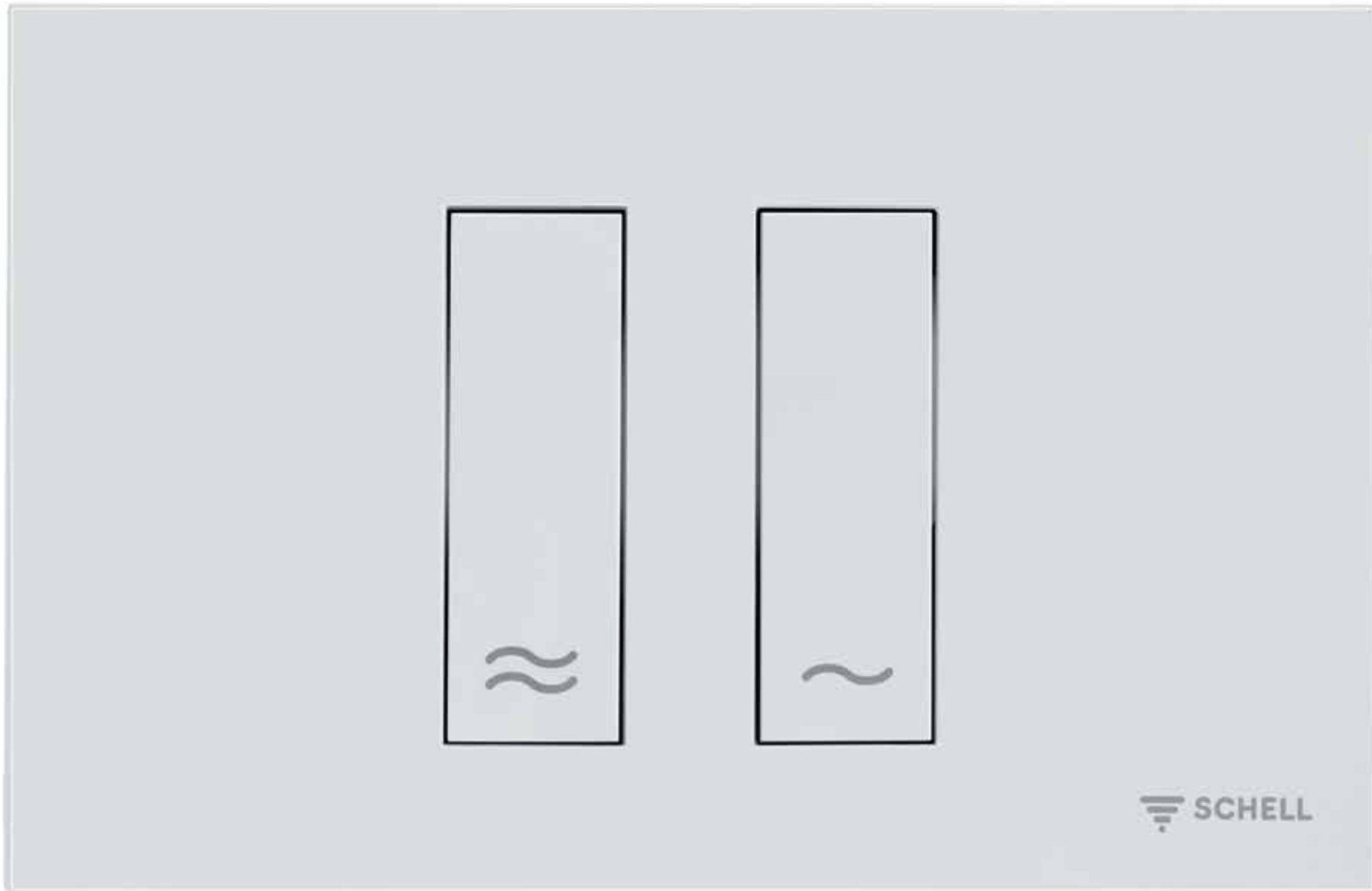
WC control panel MONTUS TOWER, dual flush

03 121 06 99, plastic (ABS), chrome




WC control panel MONTUS TOWER, dual flush

03 121 64 99, plastic (ABS), matt chrome




WC control panel MONTUS TOWER, dual flush

03 121 15 99, plastic (ABS), white



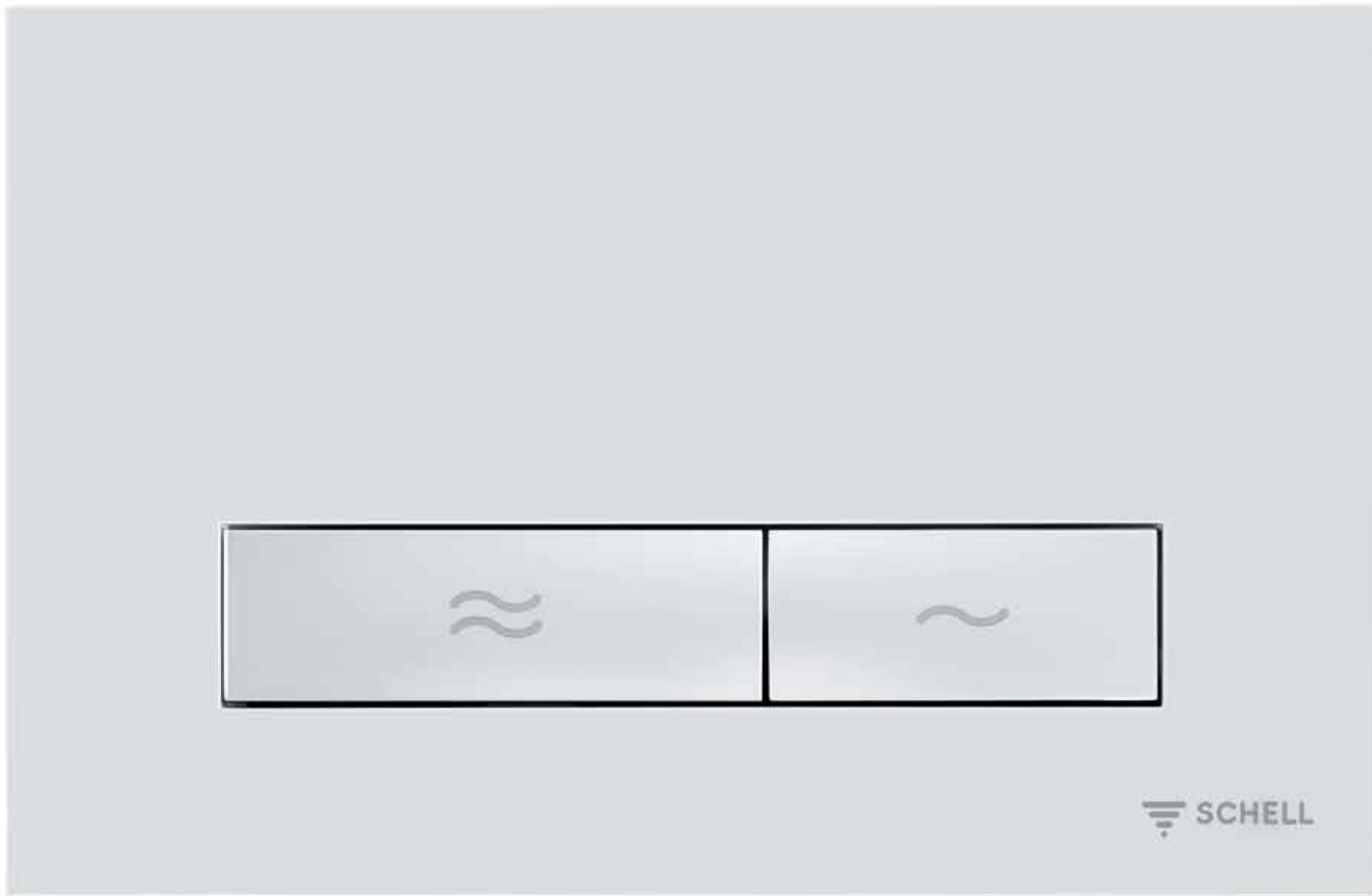
WC control panel MONTUS KONKAV, dual flush

03 122 06 99, plastic (ABS), chrome



WC control panel MONTUS KONKAV, dual flush

03 122 64 99, plastic (ABS), matt chrome



WC control panel MONTUS KONKAV, dual flush

03 122 15 99, plastic (ABS), white



Control panels for cistern
modules


WC control panel MONTUS FIELD, dual flush

03 126 06 99, die-cast zinc design, chrome




WC control panel MONTUS FIELD, dual flush

03 126 64 99, die-cast zinc design, matt chrome



WC control panel MONTUS FIELD E, dual flush

03 123 06 99, die-cast zinc design, chrome



WC control panel PLACE, dual flush

03 070 28 99, plastic (ABS), stainless steel

03 078 28 99, plastic (ABS), stainless steel, suitable only for WC Module MONTUS (Type 820 C) 03 060 00 99.

Actuation from the top or front

SCHELL *inside.*

System solutions from the specialist
for public, semi-public and commercial
sanitary rooms.



SCHELL GmbH & Co. KG
Armaturentechnologie
Raiffeisenstraße 31
57462 Olpe, Germany
Germany
Telephone +49 2761 892-0
Fax +49 2761 892-199
info@schell.eu
www.schell.eu

