

Article number: 01 636 06 99

Exposed wash basin tap VITUS VW-AH-M Mixed water

Manual open/cold/hot actuation with clinic arm lever.

Scope of delivery

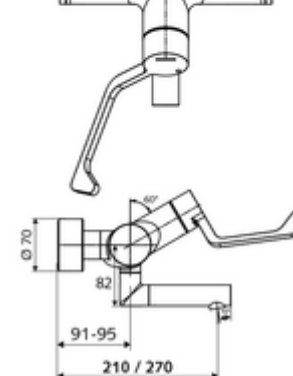
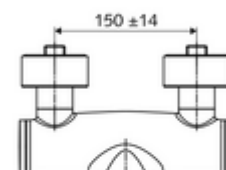
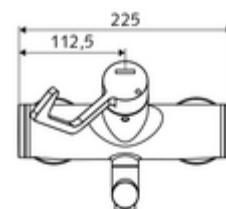
- Open/cold/hot exposed wash basin tap
 - Ergonomic clinic arm lever 153 mm
 - Open /cold/warm ceramic cartridge with hot water restrictor
 - 2 backflow preventers (EN 1717: EB-type)
 - Pivoting outlet (lockable) with Care flow regulator
- 2 S-connections and rosettes (depth-adjustable)

Technical data

- Flow: 7.5 - 9.0 l/min
- Flow pressure: 1.0 - 5.0 bar
- Max. operating temperature: 70 °C (80 °C for thermal disinfection)
- Material: Outlet Brass, conform to German drinking water regulations; Actuation Brass; Housing Brass, conform to German drinking water regulations
- Surface: Chrome
- Projection to centre of aerator: 270 mm
- Connection: 2x DN 15 G 1/2 AG
- Certificates: PA-IX 38239/IO, Belgaqua
- Noise class: I
- Flow class: O

Delivery data

- Weight: 5,06 kg/Piece
- Packing unit: 1



Recommended associated articles

S-connecting with isolating valve	Article no: 23 775 00 99	
Wash basin outlet valve OPEN	Article no: 02 002 06 99	or
Wash basin outlet valve PUSH OPEN	Article no: 02 000 06 99	or